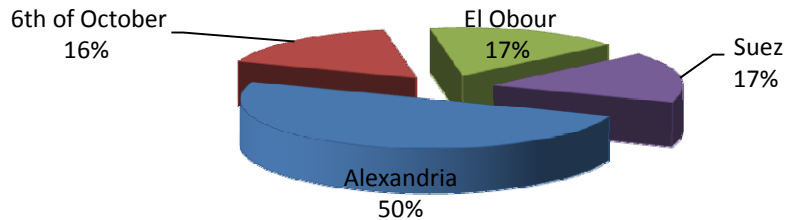


# QIZ Company Statistics - 6 Companies Approved in Feb 21<sup>st</sup>, 2010

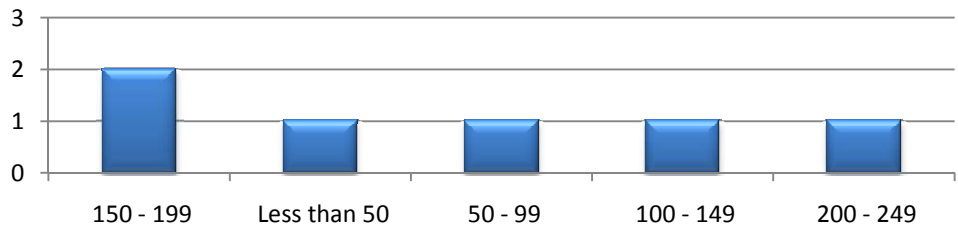
Distribution of listed companies by location

Location	Freq.
Alexandria	3
6th of October	1
El Obour	1
Suez	1
<b>Grand Total</b>	<b>6</b>



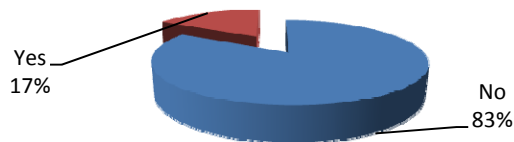
Distribution of listed companies by labor (total no. of workers)

Worker.Category	Freq.
150 - 199	2
Less than 50	1
50 - 99	1
100 - 149	1
200 - 249	1
<b>Grand Total</b>	<b>6</b>



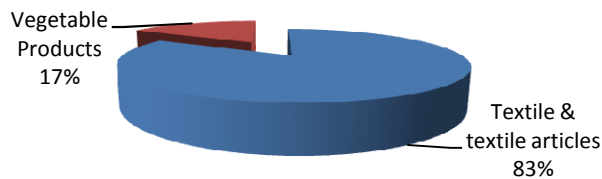
Distribution of listed companies by export situation

export situation	Freq.
No	5
Yes	1
<b>Grand Total</b>	<b>6</b>

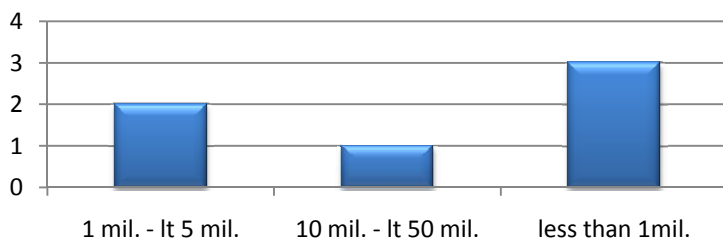


Distribution of listed companies by sector

Sector1	Freq.
Textile & textile article	5
Vegetable Products	1
<b>Grand Total</b>	<b>6</b>



Distribution of listed companies by capital (EGP)



Distribution of listed companies by investments (EGP)

